

15 Books That Help Kids Talk

Engaging books that build language through connection, play and everyday reading



Created by
a pediatric
speech therapist
& mom



Meraki Speech Therapy
SOUL, CREATIVITY, LOVE

Welcome!

If you're wondering how to support your child's speech and language... you're not alone.

One of the easiest (and most powerful) ways to build language is through something you're probably already doing most days- reading together.

How to Use This Guide

This is a collection of my favorite books I use as a pediatric speech therapist, and read, as a mom, because they naturally support language development.

These books help children:

- * hear new words
- * stay engaged
- * join in and participate
- * build early communication skills

Most importantly: Keep it simple.
Follow your child's lead.
Enjoy the time together.


Just a few great books, a little connection, and simple moments of interaction can make a big difference.

A quick note:

Many children's books support language in more than one way. The books in this guide are grouped by the skill they highlight most, but you may notice they build several skills at the same time.

For example, a book with repetition might also introduce new vocabulary or fun sounds. That's part of what makes reading together so powerful.

Favorite Books with Flaps to Open




Dear Zoo
by Rod Campbell

✨ ✨ ✨ [Get the book](#)


Where's Spot?
by Eric Hill

✨ ✨ ✨ [Get the book](#)



Where is Baby's Belly Button?
by Karen Katz

✨ ✨ ✨ [Get the book](#)




Speech Therapist Tip:

Ask a question before opening the flap. Pause and give your child a moment to think before you reveal what's underneath.

Try saying: "Who do you think is under here?" or "Is it a dog or a monkey?"

This builds curiosity and anticipation, which keeps children engaged in the story.

Favorite Books with Repetition




**Brown Bear, Brown Bear,
What Do You See?**
by Bill Martin Jr.

✦✦ [Get the book](#)


The Napping House
by Audrey Wood

✦✦ [Get the book](#)



We're Going on a Bear Hunt
by Michael Rosen

✦✦ [Get the book](#)



Speech Therapist Tip:


Pause before the last word and let your child fill it in.

Repetition helps children learn the pattern of the story and builds confidence joining in.

Try saying: "Brown bear, brown bear what do you...?" (wait) ... "See!"

This builds curiosity and anticipation, which keeps children engaged.

Favorite Books for Building Vocabulary




Corduroy
by Don Freeman

✦✦✦ [Get the book](#)


Little Blue Truck
by Alice Schertle

✦✦✦ [Get the book](#)



The Very Hungry Caterpillar
by Eric Carle

✦✦✦ [Get the book](#)




Speech Therapist Tip:

Talk about what the characters are doing and what you see in the pictures. Stories are great for introducing new words: actions, descriptions and feelings.

Try saying: "The truck is stuck in the mud." "A button is missing!"
"The caterpillar is crawling along the leaf." "Corduroy looks excited."

These simple comments help children hear and learn new vocabulary.

Favorite Books for Bedtime



Goodnight Moon


by Margaret Wise Brown

✦ ✦ ✦ [Get the book](#)

Good Night, Gorilla

by Peggy Rathmann


✦ ✦ ✦ [Get the book](#)



The Going to Bed Book

by Sandra Boynton

✦ ✦ ✦ [Get the book](#)



Speech Therapist Tip:

It's bedtime, so slow down and talk about the pictures together.


Reading slowly gives your child time to notice details and listen to the words.

Try saying: "Look, the moon." or "I see the little mouse."

You can also pause and wait to see what your child notices or points to.

These quiet moments help them connect words to what they see.

Favorite Books for Fun & Engagement




Blue Hat, Green Hat
by Sandra Boynton

✦✦✦ [Get the book](#)


Pete the Cat
I Love My White Shoes
by Eric Litwin

✦✦✦ [Get the book](#)



Silly Sally
by Audrey Wood

✦✦✦ [Get the book](#)



Speech Therapist Tip:

Make the story playful.

Use silly voices, sound effects, and big reactions to keep your child engaged. Follow your child's lead. If they laugh, pause and enjoy the moment together.

Try saying: "Oops! That's so silly!" or "Uh oh. That's not the way it goes!"

When kids are having fun, they're more likely to talk, imitate, and interact.